

Emergency Exit Plans *Designed for Room & Corridors application*

ALUMINUM FRAMED MODELS - *Decorative & Reusable.*



E01AB2128L

EVACUATION FLOOR MAP
(BRUSHED BRASS - LARGE)



E01AS2128L

EVACUATION FLOOR MAP
(BRUSHED SILVER - LARGE)

Provide Egress Instructions during Blackouts!



PLASTIC FRAME MODELS
Economical & Effective !

- E06PBL** (BRASS - LARGE) 8.5" x 11"
- E07PBS** (BRASS - SMALL) 8.5" x 5.5"
- E08PBL** (SILVER - LARGE) 8.5" x 11"
- E09PBS** (SILVER - SMALL) 8.5" x 5.5"

Elevator Signs



R10A1520
IN CASE OF FIRE,
DO NOT USE ELEVATOR,
USE STAIRS.

*Ideal for installation at
elevator banks*

Wayfinding Directional Markers

*Thin-profile aluminum design
Can be wall or floor mounted.*



G30A100C
3-1/8" Dia
DIRECTIONAL
ARROW DISC
(GREEN)

Minimize Confusion During Evacuation

To be installed at non-exit door ways that may be confused as an exit



R11A3010
4" x 12"
NOT AN EXIT

Evacuation Strategies for the Handicapped



B05A1520
6" x 8"
WHEELCHAIR
EXIT



B04A1520
6" x 8"
WHEELCHAIR
RAMP



BL01A2020
8" x 8"
AREA OF REFUGE

STAIRWAY SOLUTIONS

Stair Tread / Riser Markers

Stair Tread Marker - Install two per stair tread (on horizontal surface)




S03A0518
1-1/2" x 7"
Stair Tread Marker
(with black chevrons)



STM-1 2" x 6-1/2"
STM-2 1" x 6-1/2"
Stair Tread Marker
(without directional chevrons)

Stair Riser Marker - Install two per stair tread (on vertical surface)



STRM-01
2" x 2"
Stair Riser
marker



S03A0518 with STRM-01



STM-1 with STRM-01

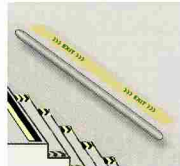
Handrail Markers (Wall Side) SAMPLE SETUP

Illuminates the entire handrail on wall side.

ASE50
2" x 39"
Hand rail
Illuminator
(w/ EXIT Direction)



NIGHT VIEW



Install 1-3 onto wall surface adjacent to wallside handrail (Pending on length of handrail)

OBSTRUCTION MARKINGS

Can be used to mark low-clearance ceiling edges and obstacles on egress path, Ideal for warehouse, factory floors, underground garage.



S01A0510
2" x 39"
CAUTION STRIP
(RED/LUMINOUS)

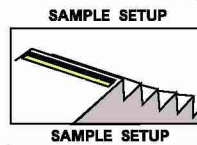


S02A0510
2" x 39"
CAUTION STRIP
(BLACK/LUMINOUS)

Stair Landing Markers

Identifies the limits of a stair landing

AS50
2" WIDE x 39" LONG
LANDING LINE MARKER



SR01
1" WIDE Roll
SLIP-RESISTANCE TAPE
FOR STAIR TREAD
APPLICATIONS



Stairway ID

Custom designed w/ Raised Tactile Lettering & Braille!



ST01P2225
9" x 10"
ADA Compliant
Stair ID



ST02P2225
9" x 10"
NFPA Stairway ID
Meets NFPA 101
Code Requirements

Exit Doorway Markers

Door Handle Markers



N01A2015
7-4/5" x 10"
DOOR HANDLE
MARKER

Illuminates door opening mechanisms

PUSH TO OPEN

AS25-PUSH
1" WIDE x 39" LONG
DOOR BAR
MARKER
" PUSH TO OPEN "



Complete Setup

Low-Location Supplementary Exit Signs



R01A3120
12" X 9"
EXIT-Lit



R01A3120B
12" X 9"
FACE-Lit

Hi-Brightness & Fire Retardant!
NEW YORK CITY MEA No :MEA-391-00-E

Stairway Signs

Critical Information for the evacuees in the stairway.



G12A1919E
7.5" x 7.5"
EXIT DOWNSTAIRS



G14A1919E
7.5" x 7.5"
EXIT UPSTAIRS



R32A1926
7.5" x 10"
NO EXIT TO ROOF

Raised Floor Numbers

Enables evacuees to know which floor they are on during evacuation



FN09
RAISED TACTILE
FLOOR NUMBER



NIGHT VIEW
4.75" x 6"

Emergency Equipment Identification



R02A1515
6" x 6"
FIRE HOSE



R03A1515
6" x 6"
FIRE EXTINGUISHER



R28A2020
7.8" X 7.8"
FIRE TELEPHONE



R14A1515
FIRE ALARM
BELOW



R15A1515
FIRE HOSE
BELOW



R16A1515
FIRE
EXTINGUISHER
BELOW



R27A2020
6" x 6"
FIRST AID STATION



B07A2025
ELECTRIC PANEL /
ELECTRIC SHUTOFF



R36A3020
8" x 12"
AED Sign

Fire Extinguisher Wrap Marker

Allows fire extinguisher to be more visible during an emergency.



R35A1804
7" x 1.5"

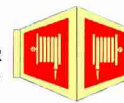
Pre-contoured aluminum sign with includ. adhesive backing makes installation a breeze!



HIGH VISIBILITY 3-DIMENSIONAL SIGNS ^{180°} WIDE-ANGLE VISIBILITY



R23A1515
FIRE EXTINGUISHER
(3-DIMENSIONAL)



R24A1515
FIRE HOSE
(3-DIMENSIONAL)